

### EPIC SYSTEM UPDATE

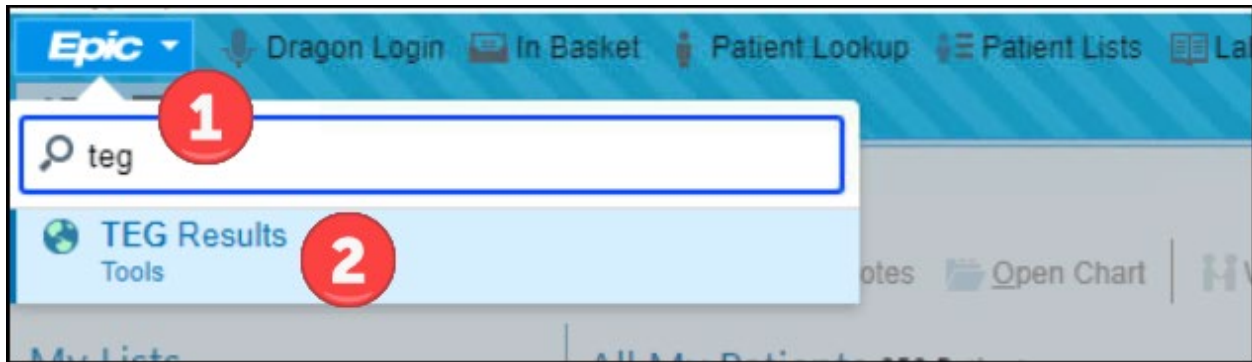
## Overview of Feature / Changes

**Effective February 1, 2024:** The results of the **TEG6s Blood Analyzer** can be viewed in the **TEG Manager** within EPIC to assist Providers with subsequent treatment decisions.

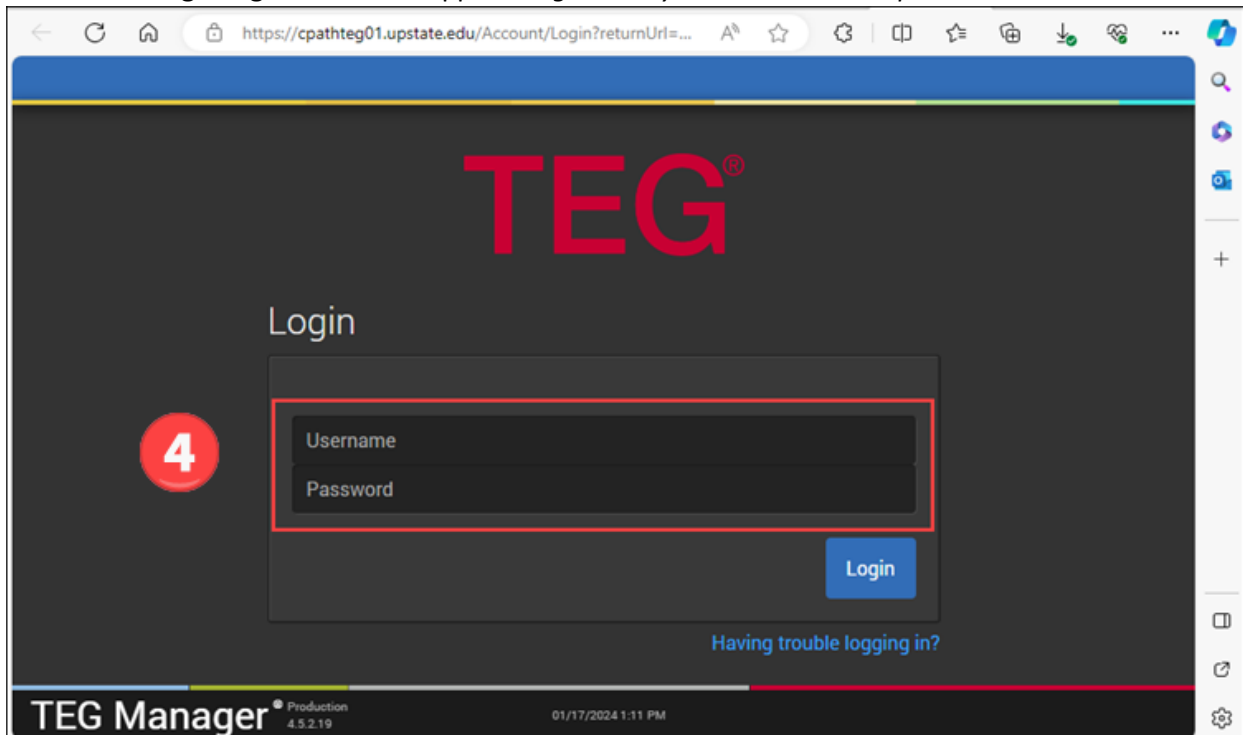
### Accessing the TEG Manager

#### Searching From the EPIC Button:

1. Click the **EPIC button** and *search for TEG*.
2. Click **TEG Results** to access **TEG Manager**.



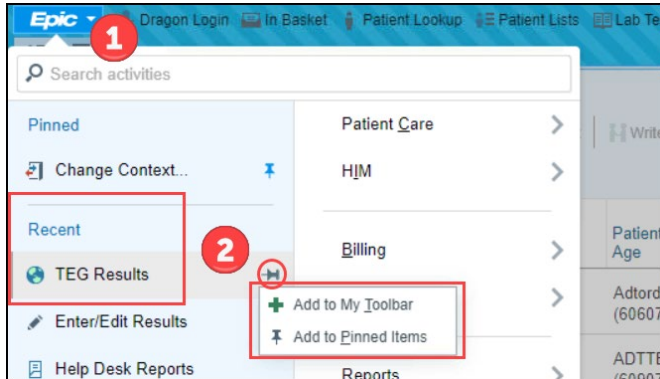
3. A window briefly appears indicating that a website is launching in an external window.
4. The **TEG Manager login screen** will appear. *Log in with your username and password.*



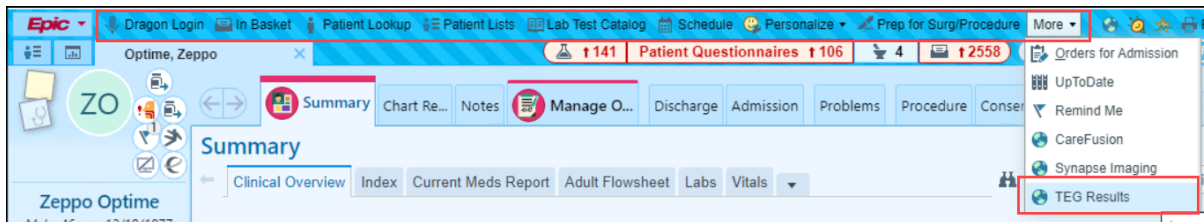
## Additional Information

Once the search tool has been used to access the TEG Manager, **add it to the main Epic toolbar or pin it to the search list for easy access.**

1. Click the **Epic button** in the main Epic toolbar.
2. In the **Recent** section, **click the push pin** and select “Add to My Toolbar” or “Add to Pinned Items”.



**Access from the toolbar** – it may be necessary to click the **More** option in the main toolbar if the button is not displaying.



**Access from the Pinned Items.**

